






View this machine and more at:

<https://www.thesewingstudio.co.uk>

Stitch Overview – 160s

Stitch		Name	Description
	5B	1-step Buttonhole	Standard buttonhole
	0	Straight stitch	For all straight stitching and topstitching
	0	Zigzag stitch	For serging and appliqué
	0	Triple zigzag stitch	For stitching on elastic band, darning tears and patches
	3	Blindhem stitch	For invisible hem attachment
	3	Elastic blindhem stitch *	For invisible hem attachment and simultaneous serging, also for stretch fabrics
	1	Decor stitch	For all fabrics and types of work
	1	Checker satin stitch	Satin decorative stitch
	1	Open scallop	Satin decorative stitch
	1	Bridging Stitch *	For overcasting, sewing on elastic, darning tears and inserting patches
	0/1	Greek stitch	A traditional decorative stitch e.g. for borders and towels
	0/1	Shell-edging stitch	For decorative hems on fine materials, e.g. linen
	0	Reinforced straight stitch *	For stretch seams, e.g. crotch seams on sports- and workwear
	1	Reinforced zigzag stitch *	For attaching elastic tape on elastic materials
	1	Honeycomb stitch *	For sewing on elastic threads, overlocking towel-ling and for decorative hem seams
	1	Edge stitch narrow *	A decorative stitch
	3	Superstretch *	A decorative stretch stitch
	1	Decorative stitch	A decorative stitch
	1	Cross Stitches	A decorative stitch
	1	Decorative stitch	A decorative stitch
	0	Feather Stitch	A decorative stitch
	3	Closed overlock stitch *	A closing and serging seam for fraying materials
	3	Overlock stitch *	A closing and serging seam for stronger or non-fraying materials

* These stitches are stretch stitches