




View this machine and more at:

<https://www.thesewingstudio.co.uk>




CUTE OVERLOCK  
DOG APPAREL  
IN ONE HOUR!



10:00 AM

Select a decorative stitch  
for embellishing.



10:30 AM

Select a 4-thread  
stitch for assembling.



11:00 AM

Try it!


# The Ideal Companion

for a fabulous finish in record time



*Huskylock*™ S15





You will find instructions for the HUSKYLOCK™ s15 sweater and dog's apparel on [www.husqvarnaviking.com](http://www.husqvarnaviking.com)

Combine the speed and great results of the HUSQVARNA VIKING® HUSKYLOCK™ s15 overlock machine with the versatility of your sewing machine – it's a perfect match! The HUSKYLOCK™ s15 machine is built for fabulous 2-3-4-thread results on all kinds of fabric; from stretch to sheers. The extra presser foot lift makes it easy to overlock thick layers of fabrics and quilts.

### TIME-SAVING

The HUSKYLOCK™ s15 machine seams, overcasts and trims excess seam allowance or fabric perfectly in one step. Fast and smooth!

### EASY TO USE

You will love the instructional Threading Guide on DVD that comes with your HUSKYLOCK™ s15 machine. Place it in your DVD and animated step-by-step instructions will help you thread your machine quickly and easily. Color-coded thread guides inside the front cover on the machine lead you through the threading. For your safety, the machine will not sew while the front cover is open.

The slim design of the free arm makes it easy to handle tubular projects like cuffs and collars.

Electronic speed control allows you to overlock at any speed with full needle piercing power.

### FABULOUS FINISH


Overlock without puckers thanks to the differential feed on the HUSKYLOCK™ s15 machine.

The HUSKYLOCK™ s15 machine features 15 stitches. There are 3 and 4-thread capabilities for seaming and overcasting. Use a 2-thread stitch to finish lightweight fabrics. A rolled edge or flatlock adds decorative touch.



A HUSKYLOCK™ s15 machine User's Guide is included to get you started and a Threading Guide DVD makes threading a breeze! You can also see the easy threading on [www.husqvarnaviking.com](http://www.husqvarnaviking.com). For a demo – contact your HUSQVARNA VIKING® retailer!

### HUSKYLOCK™ s15 MACHINE STITCHES:



Pictures show front and back of stitches!