



View this machine and more at:

<https://www.thesewingstudio.co.uk>

business.  
SIDE

What's Your Side?

*Entrepreneur Pro X*

PR1055X



**brother**  
at your side

*Entrepreneur Pro X*

PR1055X

# Let's Get Down to Business

The PR1055X is a creative powerhouse that's an incredible workhorse too. Time is money – so these features make it easy to get right down to business with 10-needle speed, auto-threading, and colour sorting.

There's no downtime with an important notification system, so you can be super productive. Plus, there are optional features like a Flat Brim Cap Frame to expand your product line. Is business booming? With wireless LAN Connectivity and optional PE-Design 11 software, you can connect up to 10 machines and grow your side hustle into a fully-fledged business operation. It's not all business because let's face it - this all started with your creative side.

And this machine is made to create.  
Welcome to the business side.

[sewingcraft.brother.eu](http://sewingcraft.brother.eu)

TOP BUSINESS FEATURE

Wireless LAN Connectivity and the My Stitch Monitor Mobile App

TOP BUSINESS FEATURE

Tubular Frame Table\* for Added Support of Big Projects



TOP BUSINESS FEATURE

Flat Brim Cap Frame\* to Embroider a Range of Hat Styles

TOP BUSINESS FEATURE

LCD and Embroidery Editing



# Turn Up the Speed – with 10 Needles



## 10-Needle Embroidery

Increase your productivity with 10 needles and stitch designs up to 10 colours without changing thread. With the PR1055X, you can push your creativity to the next level.



## 10-Needle Auto Threading

Makes threading simple! As the only multi-needle machine with a built-in automatic needle threading system, you'll thread each needle in seconds – with just the touch of a button!





## Adjustable LED lighting

The effective built-in LED natural lighting system provides adjustable brightness for a more comfortable work area.



## Fast Embroidery Speeds

Embroider up to 1,000 stitches per minute in just seven seconds flat with industry-leading high-speed acceleration.

## Notification System

Lights under the needles flash to indicate completion and errors.

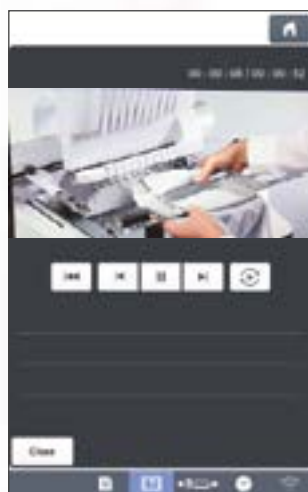


# Putting Your Designs on Display in a Big Way

TOP BUSINESS FEATURES

## Large 10.1" Built-in High Definition LCD Display

View your creations in a class-leading crisp, vivid colour LCD display. Easily navigate with the scrolling menu and large crystal clear icons.



## Expandable Library of Built-in Tutorial Videos

Built-in HD tutorials make learning easy! View 29 tutorial videos directly on the high-definition LCD display, or stream your own creations using the industry standard MP4 format.



## Zoom and Adjustment Features

View your creations in crisp, vivid colour and watch them become larger than life with the new zoom function of up to 1600% within My Design Center and up to 200% in other modes. Easily adjust your design by rotating in 1 degree increments.

TOP BUSINESS FEATURE

# Enhanced Embroidery Editing

Elevate your embroidery with best-in-class editing features.



## No Sew Button

Allows you to turn off colour sections of a design for even more creative options.



## Colour Sort

When combining designs, you can be even more efficient by having the machine sort the stitch order by colour. Reduces colour changes and needle bar movement to minimize embroidery time.

## Letter Input and Editing

Input multiple lines of lettering and then go back and edit many different ways. You can insert elements, divide words or phrases, combine selected words, change the style and size of individual letters, and even change font style of a whole line.

## Alignment of Text

Easily embroider multiple line poems, phrases, and birth announcements. Also allows for left, centre and right alignment of text.

## Easy Group and Ungroup

Easily group letters to move all at once. Great for working on logo projects.



## Appliqué Feature

Instant pattern outline to easily create appliqué or to make bespoke embroidered patches.

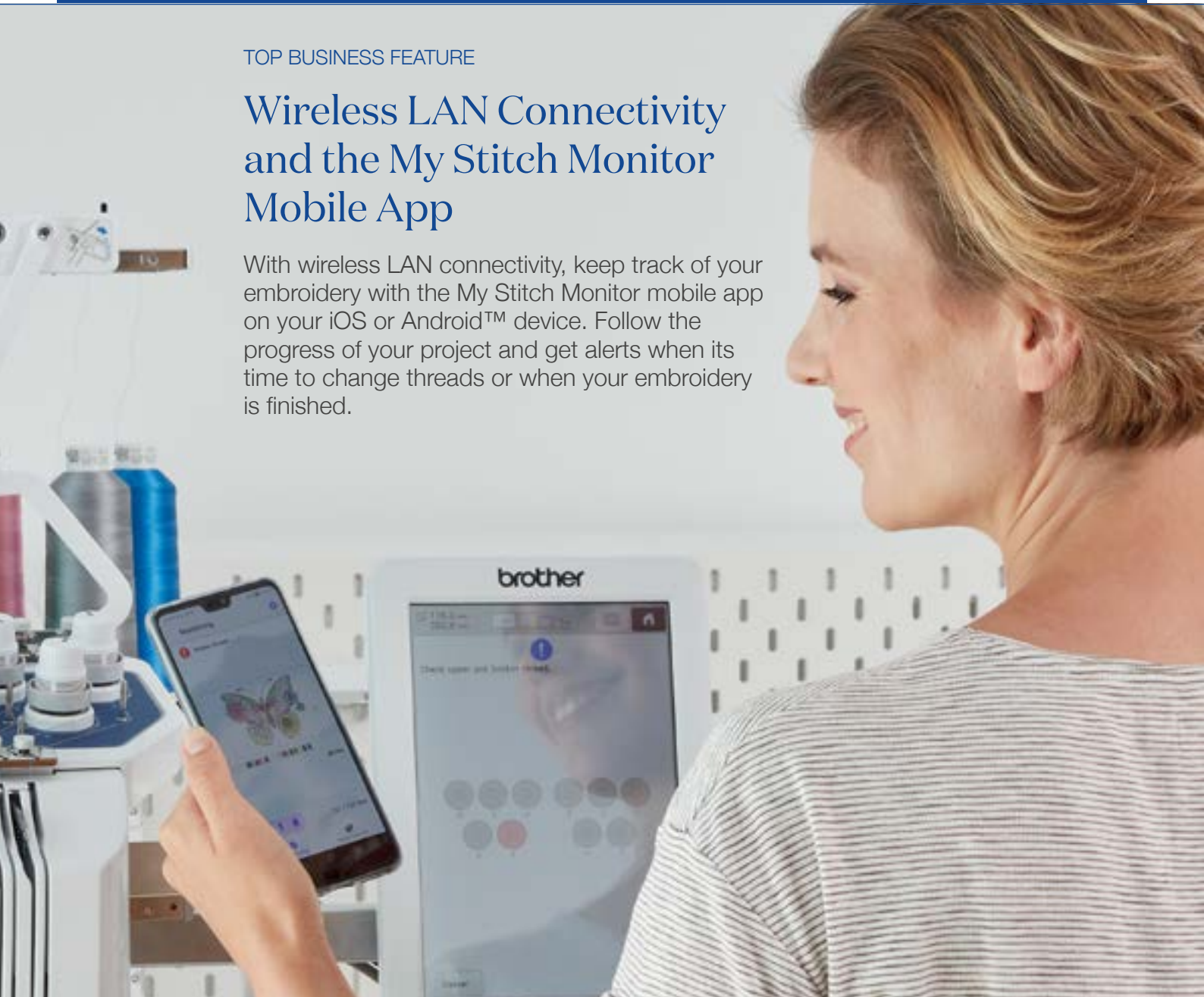


# A New Level of Productivity with Wireless LAN Connectivity

TOP BUSINESS FEATURE

## Wireless LAN Connectivity and the My Stitch Monitor Mobile App

With wireless LAN connectivity, keep track of your embroidery with the My Stitch Monitor mobile app on your iOS or Android™ device. Follow the progress of your project and get alerts when its time to change threads or when your embroidery is finished.



TOP BUSINESS FEATURE

## Link Function Using Wireless LAN Connectivity

With wireless LAN connectivity and PE-Design 11 software\*, you can link as many as 10 machines without a cable.

\*Additional purchase required

# Accessories to Expand Your Product Line



TOP BUSINESS FEATURE

## Tubular Frame Table\*

Embroider easily on sleeves, trousers, and other tubular items. Serves as extra support for big fabrics. Easily attach and remove with no space between machine and table.



**More than 20 additional accessories available for specialized embroidery!**

TOP BUSINESS FEATURE

## Flat Brim Cap Frame\*

*Patent-Pending Industry-First 'Scratch-Free' Flat Brim Cap Frame*

Embroider more types of hats than before with the easy-to-use 'scratch-free' cap frame. You can stitch an industry leading 35% closer to the brim (6-10mm), depending on the cap.



REGULAR CAP FRAME



FLAT BRIM CAP FRAME



\*Additional purchase required

creative  
SIDE

# What's Yo

**Magnetic Sash Frame\***  
to Embroider Thick Materials With Ease

**14" x 8" (360 x 200mm) Expansive  
Embroidery Area**

**1,000+ Built-in Embroidery Designs and  
Fonts**

QUILT  BROIDERY

**Industry First InnovEye Plus Technology:**

High-Speed Background Scanning

Virtual Design Preview

Snowman Embroidery Positioning Marker

**My Design Center:**

Custom Draw

Stippling

Inside and Outside Auto Stipple and Fill Pattern



\*Additional purchase required

# our Side?



**Wireless LAN Connectivity and the My Stitch Monitor Mobile App**

**Tubular Frame Table\***  
for Added Support of Big Projects

**Flat Brim Cap Frame\***  
to Embroider a Range of Hat Styles

**Large 10.1" Built-in High Definition LCD Display**

**Expandable Library of Built-in Tutorial Videos**

**LCD and Embroidery Editing**

**10-Needle Auto Threading**

**business**  
SIDE

CREATIVE  
SIDE

What's Your Side?

*Entrepreneur Pro X*

PR1055X



**brother**  
at your side

Specification correct at time of going to print. Last amendment 2020.08. #ZLLPR1055EN

*Entrepreneur Pro X*

PR1055X

# Up Your Game

Are you ready to crush your creative goals?

Good. We are, too. These 10 needles have never looked so good or been more productive.

There's also a huge work area that's ready for you to think big – along with a library of built-in designs that'll help keep those creative juices flowing.

Ready for more? How about MORE fonts, MORE editing features and MORE technology that will take your projects to places you've only dreamed of?

A total game changer? We think so. Welcome to the creative side.

[sewingcraft.brother.eu](http://sewingcraft.brother.eu)

TOP CREATIVE FEATURE

Magnetic Sash Frame\* to Embroider Thick Materials With Ease

TOP CREATIVE FEATURE

Industry-first InnovEye Plus Technology



TOP CREATIVE FEATURE

14" x 8" (360 x 200mm) Expansive Embroidery Area

TOP CREATIVE FEATURE

1,000+ Built-in Embroidery Designs and Fonts



# Time to Expand Your Creative Side



TOP CREATIVE FEATURE

## Magnetic Sash Frame\*

*Patent-Pending Brother-Exclusive  
Hoopnetic Magnetic Frame*

Hoop and embroider thick materials with ease. Avoid fabric shifting and the need to rehoop the fabric when connecting designs or embroidering large areas. Just slide the fabric on the frame for the next area to be embroidered.

TOP CREATIVE FEATURE

## Expansive Embroidery Area of 14" x 8" (360 x 200mm)

Perfect for large projects, including quilts and jacket backs. Includes four sizes of embroidery frames:

14" x 8" (360 x 200mm), 5" x 7" (180 x 130mm), 4" x 4" (100 x 100mm), and 2" x 1.5" (60 x 40mm).



\*Additional purchase required



Are you a quilter who wants to dabble in embroidery or an embroiderer who wants try their hand at quilting?

We call it 'Quiltbroidery!'

## Auto Split Quilting Sash

Create beautiful sashing and border patterns sized perfectly for your quilt, up to 118" x 118" (300 x 300mm)! Patterns are split automatically for your selected hoop. Choose from 20 different motifs. Expand your creative output by selecting from five two-colour quilting sash designs, which are perfect for creating eye-catching, colourful borders.

### FIVE TWO-COLOUR QUILTING SASH DESIGNS



### 20 DIFFERENT MOTIFS



#### TOP CREATIVE FEATURE

## Built-in Embroidery Designs and Fonts

Explore 1,000+ built-in embroidery designs including 140 frame pattern combinations, 37 size-adjustable embroidery lettering fonts, and 11 monogramming font styles.

## Wireless LAN Connectivity – My Stitch Monitor Mobile App

With wireless LAN connectivity, keep track of your embroidery with the My Stitch Monitor mobile app on your iOS or Android™ device. Follow the progress of your project and get alerts when it's time to change threads or when your embroidery is finished.



INDUSTRY FIRST

# InnovEye Plus Technology for the Perfectionist

## High-Speed Background Scanning

The ability to scan the entire embroidery area provides virtually endless creative options and helps ensure that all your projects are perfect. Precisely place your design exactly where you want it every time.

Just scan your fabric or garment, preview your design on screen, and you're ready to embroider. It also works with the optional cap and cylinder frames for tight spaces. With fast scanning speeds, you can spend more time creating, and less time waiting.

## Virtual Design Preview

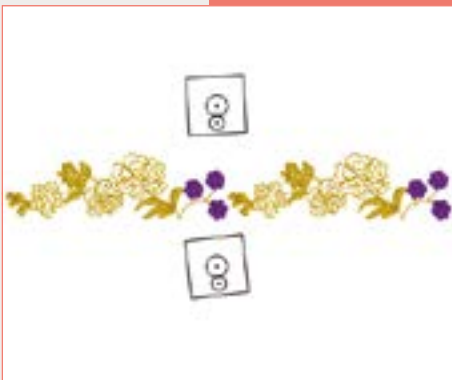
Get a live, real-time camera view of the needle area and see your embroidery design superimposed on your fabric – no scanning. Also, scan your fabric or garment, preview your design on-screen, and you're ready to embroider. It works with the optional cap and cylinder frames for tight spaces.





## Snowman Embroidery Positioning Marker

Pair with InnovEye Plus Technology to automatically position the design for precise embroidery placement. Choose from nine options for alignment of embroidery designs.



## Embroidery Design Connection by InnovEye Plus Technology

Thanks to InnovEye Plus Technology, embroidery design connection is easy and more precise. Combined with the Snowman Embroidery Positioning Marker, you can reposition your design many times in many directions. Perfect for aligning designs for borders and quilt blocks.



## Grid Function

When the Snowman function isn't appropriate, achieve precise embroidery placement with the built-in grid function. Designed to work in conjunction with InnovEye Plus Technology, use the grid function to manually align designs. Broken thread? Use the InnovEye Plus Technology to view the breakage point. Then select the grid function to determine the spot to restart your embroidery.

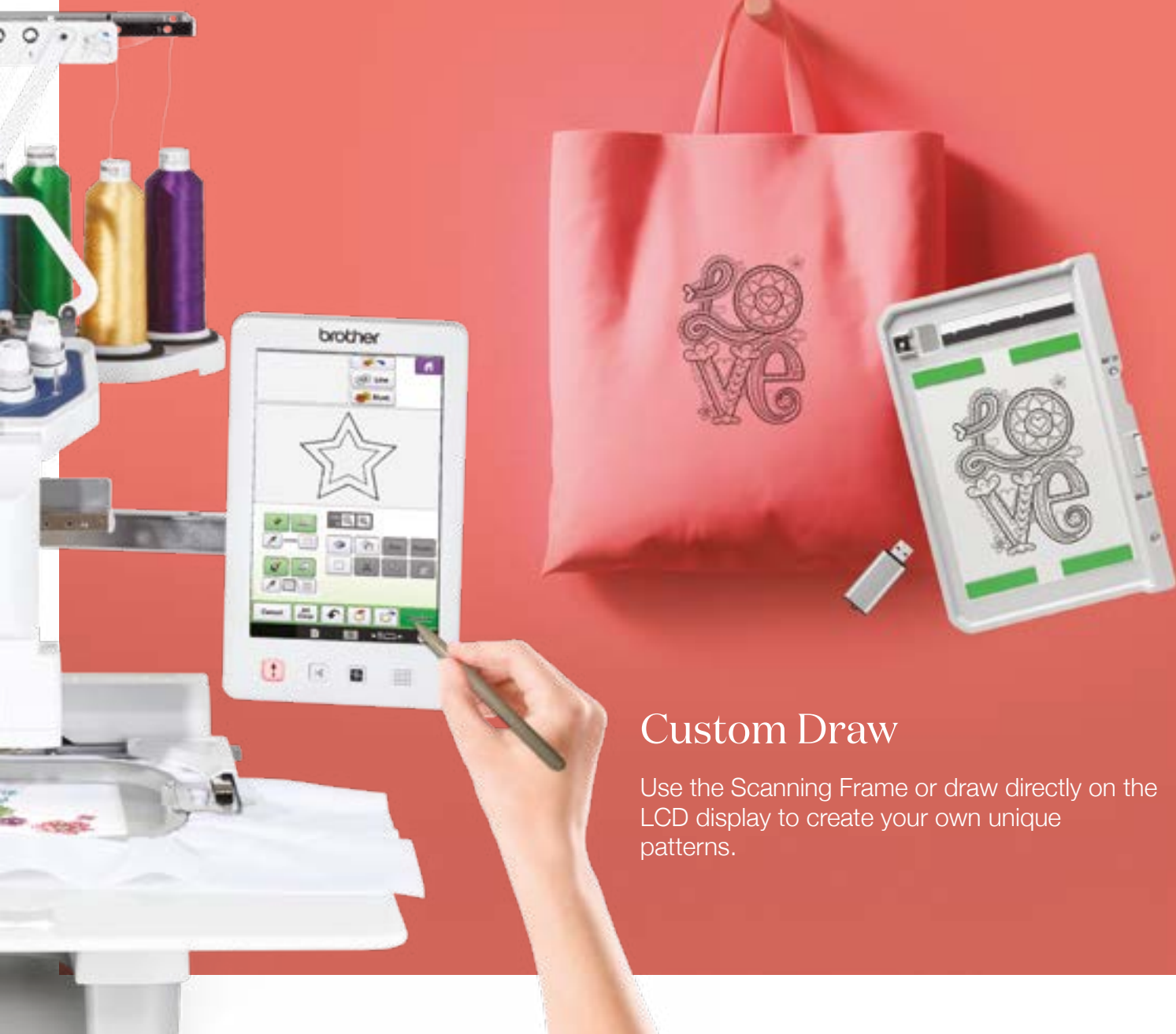
# My Design Center – Make Projects Uniquely You

Brother-exclusive My Design Center built-in software for virtually endless design possibilities

My Design Center integrates with our industry-first InnovEye Plus Technology to offer design capabilities at your fingertips, all without a PC. Plus, with up to 1600% zoom, view the smallest details of your designs on the LCD display.

There are so many ways to create custom personal works of art – and a really fun way to create embroidery!

Draw or doodle directly on the LCD display and watch it spring to life in the large drawing area. Or, use the industry-first Scanning Frame to scan drawings, line art, handwriting or printed clip art, and have it transformed into embroidery data. Or, import a JPEG using the USB port, and watch in amazement as the image is turned into stitch data using just the machine.



## Custom Draw

Use the Scanning Frame or draw directly on the LCD display to create your own unique patterns.



## Add Beautiful Stippling and Decorative Fills

Accurately add stippling or echo stitching to any embroidery design or quilt block, or save the outline, and then choose from 26 new built-in decorative fill patterns. With the embroidery preview mode, now 40% wider than previous models, see the selected stippling or fill patterns before you begin to stitch.



## Stippling

Get the look of complicated freehand stippling without the use of software or stitch regulation!

## Inside and Outside Auto Stipple and Fill Pattern

Use the built-in library of shapes to add interesting detail to any project. You can combine shapes and apply inside or outside stippling. Choose from 26 decorative fill patterns with separate stitch settings to create unique designs.

Includes 60 closed shapes, 30 open shapes and 5 line options – Satin, Single Straight, Triple Straight, Candlewick and Diamond.

