



View this machine and more at:

<https://www.thesewingstudio.co.uk>



Built-in needle threader

It's easy to thread the needles and will save you time too. By simply sliding the needle threader switch lever to R for threading the right needle or L for the left needle you'll be ready to go in no time.

NEW Threading system

The new thread delivery system with lever ratchet mechanism provides stable air threading. Simply insert the thread into the looper threading hole, follow the easy steps and the air will blow the thread through the looper with this one push blast air threading system.



Looper selection lever

Simply position your thread and direct the looper selection lever to the looper you wish to thread; to the right for threading the lower looper and to the left for threading the upper looper.

New standard foot

The new standard foot has a smooth flat finish to the base with purpose built indentations. This will help support sewing on thick fabrics and multiple layers, as well as uneven surfaces, and help prevent needle damage or skipped stitches. Together with the 8 piece feed dog you can achieve amazing results, even on the lightest weight fabrics.



Adjustable foot pressure dial

Simply dial 'N' for normal sewing. There are five-levels of presser foot adjustment to help feed heavy and lightweight fabrics.



Integrated dial

The cleverly integrated stitch length and differential feed dials can be easily adjusted to the perfect setting for your fabric whether sewing stretch or lightweight fabrics. Experiment to create gathers or decorative lettuce leaf edgings.



Stable running

This is a reliable and robust overlocker. The main shaft is equipped with two ball bearings which provide low torque, making it powerful and stable running even at high speeds.

Easy access

No need to open the side cover, the dials are all in one place! Easily adjust the cutting width to ensure stitches sit correctly on the edge of the fabric, even on curves whether the fabric is bulky or fine. The upper knife can be easily deactivated for decorative flatlock and pintucking etc.



Lower looper pre-tension setting

It's easy to adjust the lower looper tension with this conveniently placed slider. When operated with the easily accessible chaining finger switch you can change from standard to rolled hemming in no time. There's no need to open the looper cover!

Wide workspace

Keep your work flat to achieve the best finish. The large flat work area on this machine is perfect for larger projects and the large waste chip box will collect all of the loose threads to help keep your workspace tidy.



JANOME

The world's leading sewing machine manufacturer

Machine size (mm)	W:347mm x H:299mm x D:284mm (Incl. hand wheel)
Machine weight (kg)	7.9kg
Bed type	Flatbed
Number of spool pins	4
Carrying handle	Integrated with rear cover
Maximum speed (spm)	1300
Type of needle(s)	Standard ballpoint Organ HAx1-SP#11/14
Number of needles	1/2-needle
Number of threads	2/3/4-thread
Length of feed (mm)	1.0 - 5.0
Standard stitch length (mm)	3
Differential feed ratio	0.5 - 2.0
Feed dog	8 pcs.
Upper knife opening amount	9.5
Cutting width	5.5-7.5 using left needle; 3.3-5.3 not using left needle
Presser foot pressure adjustment	Dial (5 levels)
Presser foot change	Snap-on/off
Presser foot height (mm)	5.5
Thread tension adjustment	Manual
Pre-tension	Slide-in
Needle threader	Built-in
Upper looper threader	One push blast air threading system
Lower looper threader	One push blast air threading system
Lamp	White LED (place x 1)
Safety switch	Looper cover / Side cover / Presser foot lift
Built-in spreader	Yes
Foot control	Triac (No heat)
Instructional DVD	Included

We reserve the right to change specifications without notice

Standard accessories



Also included are:

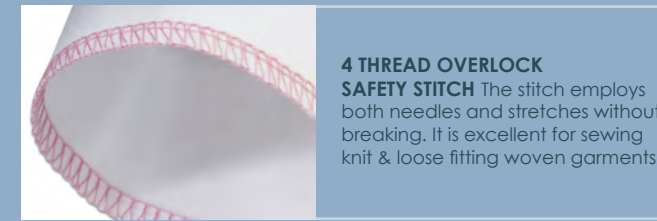
- Spare upper blade
- Accessory box
- Large waste chip box
- Dust cover
- Wire looper threader for use with heavier threads

Optional accessories:

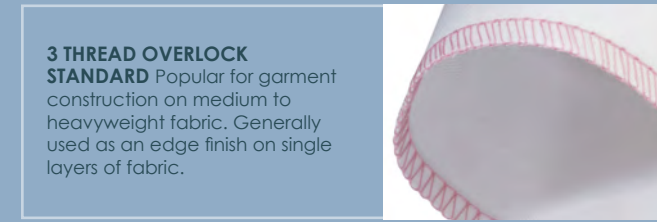
- Blind hem foot
- Cording foot I & II
- Beading foot
- Beading guide
- Piping foot 3mm & 5mm
- Elastic gathering attachment
- Gathering foot
- Gathering attachment
- Cloth guide

For further information:

Telephone 0161 666 6011
or visit our website www.janome.co.uk



4 THREAD OVERLOCK SAFETY STITCH The stitch employs both needles and stretches without breaking. It is excellent for sewing knit & loose fitting woven garments.



3 THREAD OVERLOCK STANDARD Popular for garment construction on medium to heavyweight fabric. Generally used as an edge finish on single layers of fabric.



3 THREAD OVERLOCK NARROW Commonly used for garment construction and lingerie with light to medium weight fabrics.



2 THREAD OVERCAST The needle and lower looper threads form an edge finish that is lightweight and flat. Often used as an open seam edge on lightweight fabrics.



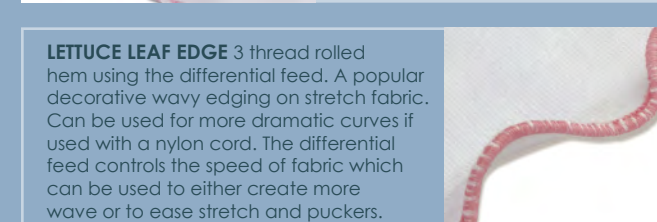
3 THREAD ROLLED HEM Excellent for hemming on medium to lightweight single layer fabrics, on scarves, napkins and ruffles. It can also be used to create decorative pintucks.



2 THREAD ROLLED HEM Since there are only 2 threads, the result is lighter and finer than the 3 thread version. This is suitable for fabrics like chiffon and also used for bridal veil edging.



PICOT EDGE Hem finish with a slightly scalloped appearance, used to hem sheers and lightweight delicate fabrics. Works well on chiffon, georgette and fine knits.



LETTUCE LEAF EDGE 3 thread rolled hem using the differential feed. A popular decorative wavy edging on stretch fabric. Can be used for more dramatic curves if used with a nylon cord. The differential feed controls the speed of fabric which can be used to either create more wave or to ease stretch and puckers.



FLATLOCK 3 & 2 THREAD 3 thread is perfect for joining fleece and knit fabrics. Can also be used as a decorative accent with heavier threads to resemble the top cover stitch seen on sportswear. 2 thread is ideal for joining lace to silk on lingerie. The reverse side looks like a ladder stitch.

Overlocker Model



*Air,
Flow, Go!*

AirThread 2000D
PROFESSIONAL

JANOME
janome.co.uk

The JANOME AirThread 2000D PROFESSIONAL unites ease-of-use with the specialised functionality of an advanced overlocker. It's our easiest to thread overlocker ever!

Just push the lever and the air will blow the threads through the loopers. There's no need to fear overlockers anymore. With the new Janome AirThread overlocker everything is easy!



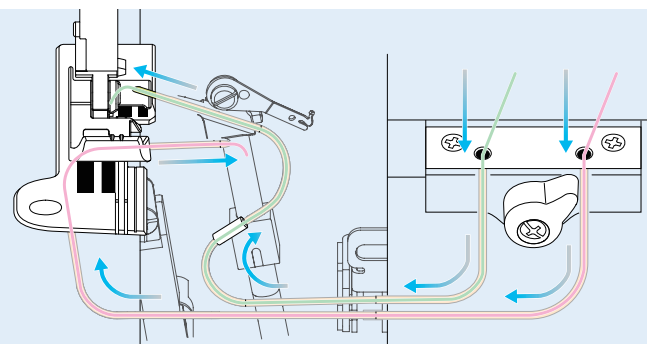
The new high performance, smooth and quiet operating AirThread 2000D PROFESSIONAL overlocker is like a breath of fresh air.



Whatever type of sewing you do, this 2/3/4 thread overlocker will take your projects to a new level. You can now explore specialist fabrics, like silks and satins to finish with fine rolled hems and picot edges. Use 3 threads to create beautiful pintucks for lingerie or engage the built-in spreader for the finest 2 thread finish on hems, curves and ruffles. The AirThread 2000D Professional will help you create the finish you've always dreamed of and you can now thread and change colours easily!

To help prevent puckering with lightweight fabrics, the rear of the foot has a smooth flatter finish which also helps stabilise the loop forming when starting off. Also a series of indentations have been added to both sides of the foot to prevent slippage on heavyweight fabrics when trimming... perfect for finishing garment and home furnishing projects. The large flat working surface will help support the fabric and the large waste chip box will catch all those trimmed threads.

Use the 4 thread safety stitch, to create leisure, sports and dancewear with stretch and knit fabrics. The integrated differential feed and the 8 piece feed dogs will smoothly guide fabrics; the teeth of the feed dogs are divided and the opening of the needle plate is made as small as possible so the fabric is held more effectively. There is a synergistic effect on all types of fabric to finish and trim, all in one action. Try a flatlock finish with heavier weight threads for a decorative effect.



One push threading...

Air, Flow, Go!

HOW IT WORKS

By the simple action of lifting and lowering the lever, an adequate amount of air is accumulated and delivered for threading of the loopers to take place. At whatever speed the lever is operated, the air is released at a uniform rate when the lever reaches the bottom. This ratchet type air thread system creates optimal conditions for achieving reliable air-threading.

