



View this machine and more at:

<https://www.thesewingstudio.co.uk>

Discover the three bernette
Funlock models in a
modern Swiss Design

bernette 40 series



bernette for all my ideas

bernette

SWISS DESIGN



Would you like to sew your own clothing that looks perfect inside and out? Then the stylish bernette Funlock models, with their modern Swiss design, are perfect for you. With them you can take care of cutting, neatening and sewing all in one step. They are the perfect addition to a sewing machine and give your clothing a professional finish. Decide for yourself whether a coverstitch expert machine or an overlock machine fits best in your sewing studio – or a combination model with both.

www.mybernette.com



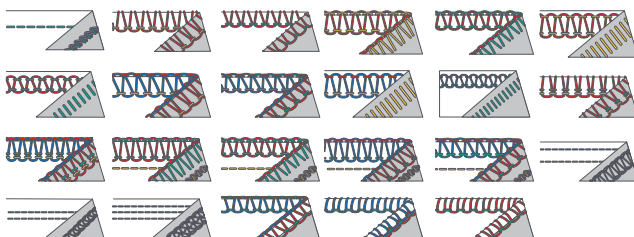
b48
FUNLOCK

bernette 48 Funlock

Overlock/Coverstitch machine

The bernette 48 is the top model in the Funlock series and is a combination of an overlock and a coverstitch machine. It offers a total of 23 stitches: 15 overlock stitches, 3 coverstitches, 4 combo stitches and 1 chain stitch, the overlock stitches with a stitch width of up to 7 mm. The threading is facilitated by color-coded threading paths, and a manual threader supports the threading of the needle eye. The looper threads are threaded mechanically. The knife is operated from below and thus provides not only a clean cutting edge but also safe handling and good visibility to the stitching. The b48 Funlock sews at a speed of up to 1300 stitches per minute.

Stitch Overview





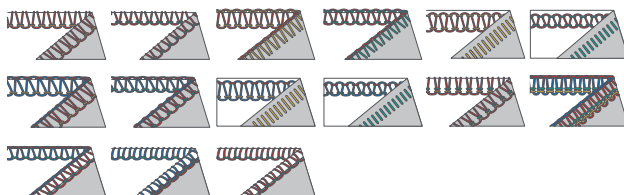
b44
FUNLOCK

bernette 44 Funlock

Overlock machine

The bernette 44 offers numerous practical functions which enable you to easily enter into the world of overlock stitching. With 15 stitches, it offers a compact stitch package. The fine adjustment of the stitches can be performed comfortably by turning a knob. Threading is supported by color-coded threading paths as well as looper and needle threading aids. The knife is operated from below for visibility while stitching and added safety. The bright LED light ensures good visibility. The b44 is also fast – it stitches up to 1300 stitches per minute.

Stitch Overview





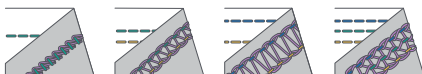
b42
FUNLOCK


bernette 42 Funlock

Coverstitch machine

The bernette 42 Funlock is a coverstitch machine with a total of 4 coverstitches. Professional stitches on seams, cuffs and bindings give your sewing project a perfect look. Particularly stretchy fabrics or thin knitwear such as jersey can be handled perfectly with the bernette 42. The threading of the needle and looper is supported by a mechanical looper threader and a manual needle threader. And a bright LED light ensures excellent visibility on the large work surface.

Stitch Overview





Practical carrier handle

Modern, two-color
Swiss Design

LED light for optimal visibility

High stitch quality with
speeds of up to
1300 stitches per minute

Differential feed

Knife drive from below for
better visibility and safety

bernette 44
FUNLOCK



Color-coded threading paths
for easier threading

Spacious working area (87 mm)

Accessories in looper cover

Safety switch is activated
when looper cover is open

Large cut-offs bin included

bernette

SWISS DESIGN

Stitch patterns	b48	b44	b42
Total number of stitch patterns	23	15	4
5-thread safety stitch	✓	–	–
4-thread safety stitch	✓	–	–
4-thread overlock	✓	✓	–
4-thread/3-needle coverstitch	✓	–	✓
3-thread/2-needle coverstitch (wide/narrow)	✓	–	✓
3-thread overlock (wide/narrow)	✓	✓	–
3-thread super-stretch	✓	✓	–
3-thread flatlock (wide/narrow)	✓	✓	–
3-thread narrow seam	✓	✓	–
3-thread rolled hem	✓	✓	–
2-thread chain stitch	✓	–	✓
2-thread overlock (wide/narrow)	✓	✓	–
2-thread flatlock (wide/narrow)	✓	✓	–
2-thread rolled hem	✓	✓	–
2-thread wrapped overlock (wide/narrow)	✓	✓	–
Comfort Features			
Lower looper threader	✓	✓	–
Color-coded threading paths	✓	✓	✓
Lay-in threading system	✓	✓	✓
Thread tension release when presser foot raised	✓	✓	✓
Stitch length adjustable while sewing	✓	✓	✓
Accessories in looper cover	✓	✓	✓
Sewing light	LED	LED	LED
Safety switch activated when cover open	✓	✓	✓
Technical Data			
Overlock seam width 3–7 mm	✓	✓	–
Coverstitch width 2.8/5.6 mm	✓	–	✓
Combo stitch width 3–10 mm	✓	–	–
Knife drive from below	✓	✓	–
7-step presser foot pressure	✓	✓	✓
Rolled hem lever integrated into stitch plate	✓	✓	–
Maximum sewing speed (stitches per minute)	1300	1300	1300
Standard Accessories			
Standard overlock presser foot	✓	✓	✓
Upper looper converter	✓	✓	–
Manual needle threader	✓	✓	✓
Cut-offs bin	✓	✓	–
Needle set (ELX 705)	✓	✓	✓
Tools and accessories in separate box	✓	✓	✓
Dust cover	✓	✓	✓

Not all models and accessories are available in all countries. Subject to changes in features and design.

MAKERS GOTTA MAKE



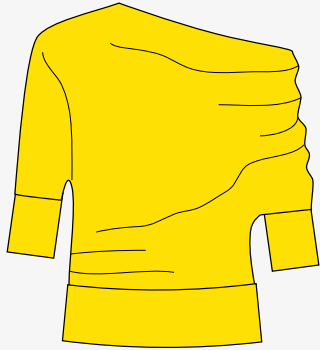
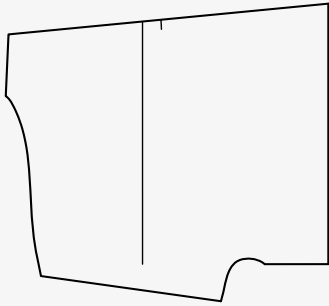




Sewing instructions for a cowl neck shirt

A chic look that oozes relaxed elegance! What sets this shirt apart is the refined water-fall effect, with fabric flowing gently over the left shoulder, creating a captivating look. The gathered three-quarter sleeves also have a refreshing cool effect combined with the bright yellow shade. And cuffs on the sleeves and the waistband ensure that the shirt stays in top shape.

Free sewing instructions and pattern download at:
www.mybernette.com/yellow-shirt







www.mybernette.com

EN / 2019

bernette is a brand of the BERNINA Textile Group.