



View this machine and more at:

<https://www.thesewingstudio.co.uk>

Powerfully
attractive!

bernette 05 series



bernette for all my ideas

bernette

SWISS DESIGN



Do you want to get creative? Are you looking for a fast, robust, good value sewing machine that is easy to use and will stand up to the stresses of all your sewing work? Then the models of the bernette 05 series are made for you! Let us introduce you to the b05 CRAFTER and the b05 ACADEMY.

www.bernette.com



bernette 05 ACADEMY

The bernette 05 ACADEMY is the ideal sewing machine for inspired people. Equipped with a wide range of functions, 30 exclusive stitches and a fast motor, the b05 ACADEMY lets you quickly realise your wildest ideas. For tricky projects that require a slower pace, you can reduce the maximum sewing speed. It comes with an impressive 12 presser foot soles – for every sewing task, an easy-to-attach finger guard and even more sewing space with the large, convenient extension table. Who knows what ideas you'll have tomorrow? The b05 ACADEMY will always be there for you.






bernette 05 CRAFTER

The rugged bernette 05 CRAFTER is the sewing machine for creative all-rounders. From beautiful clothes to trendy accessories, you can finish your projects in no time at all. The b05 CRAFTER is super easy to use. You can see all the controls at a glance. With the 30 exclusive stitches included, such as super-stretch stitch and blanket stitch, it offers everything you need. The stitches can be adjusted up to a width of 6 mm and a length of 4 mm. The sewing is brightly illuminated thanks to the two LEDs in two different positions. With the 6 included presser foot soles, you can start sewing your own creations. Whether you make them out of fine fabric or strong denim, the bernette 05 CRAFTER will handle it.



Functions in comparison	b05 ACADEMY	b05 CRAFTER
General functions		
Machine type	Sewing machine	Sewing machine
Hook system	Drop-in	Drop-in
Space to the right of the needle	165 mm	165 mm
Presser foot pressure manually adjustable	✓	✓
Upper thread tension manually adjustable	✓	✓
Manual thread cutter	✓	✓
Semi-automatic needle threader	✓	✓
Sewing light	2 LEDs	2 LEDs
Sewing		
Maximum sewing speed (stitches per minute)	1100 spm	1100 spm
Adjustable maximum sewing speed	✓	–
Maximum stitch width	6 mm	6 mm
Maximum stitch length	4 mm	4 mm
Stitch width manually adjustable	✓	✓
Stitch length manually adjustable	✓	✓
Total number of sewing stitches	30	30
Super-stretch stitch/Lycra stitch	✓	✓
Blanket stitch	✓	✓
1-step buttonhole	✓	✓
Needle position manually adjustable	✓	✓
Retractable feed dog	✓	✓
Standard accessories		
Total presser foot soles	12	6
Zigzag foot	✓	✓
Zigzag foot with non-stick sole	✓	optional
Buttonhole foot with slide	✓	✓
Zipper foot	✓	✓
Invisible-zipper foot	✓	✓
Overlock foot	✓	✓
Blindstitch foot	✓	✓
Darning-/Embroidery foot	✓	optional
Button sew-on foot	✓	optional
Hemmer foot	✓	optional
Open embroidery foot	✓	optional
Edgestitch foot	✓	optional
Height compensation tool	✓	✓
Extension table	✓	optional
Finger guard	✓	optional
BERNINA needle set	✓	✓

Not all models and accessory components are available in all countries. Subject to changes in features and design.



Adjustable needle position

Optimal stitches even with thick fabrics thanks to adjustable presser foot pressure and upper thread tension

Integrated thread cutter for cutting with just one hand movement

The needle threader provides threading assistance

Retractable feed dog for darning and free-motion sewing

Integrated accessory box helps to keep things in order



Sewing instructions for a jeans backpack

This up-cycled jeans backpack project is quick and easy to sew. You just need some old pairs of jeans to show what you can do. The sewing instructions are available here:

www.bernette.com/jeans-backpack





Maximum stitch width adjustable up to 6 mm

Speed up to 1100 stitches per minute

Maximum stitch length adjustable up to 4 mm

Selection of 30 exclusive stitches



2 bright LEDs ensure optimal illumination of the sewing area

Practical drop-in bobbin system for a quick start

Sewing instructions for a shirt blouse

Do you need a new blouse or shirt? Something fashionable that no one else has? An item that is quick and easy to make? The sewing instructions, including the pattern, for this great shirt blouse with a floral print are available here:

www.bernette.com/shirt-blouse



www.bernette.com

EN / 2020

bernette is a brand of the BERNINA Textile Group.