















View this machine and more at:







<https://www.thesewingstudio.co.uk>

Stitch Overview










Utility Stitches

Stitch	No	Presser foot	Thread tension	Name	Description
	01	0	4-6	Straight stitch	For seaming and topstitching. Select from 15 different needle positions.
	02	0	3-5	Zigzag stitch	Reinforce seams, clean finish, stretch sewing, lace insertion.
	03	3	2-4	Closed overlock	Seam and overcast in one step, patch, hem.
	04	0	3-5	Stretch tricot stitch	Sewing seams on stretch fabrics.
	05	0	3-5	Three-step zigzag stitch	Sewing elastic, darning, patching.
	06	3	3-5	Overcast stitch	Seam and overcast stretch fabrics in one step with reinforced edge.
	07	0	3-5	Reinforced straight stitch	Reinforced seam. Topstitching.
	08	0	3-5	Stretch triple zigzag stitch	Elastic stitch for decorative hems or topstitching.
	09	0	3-5	Foundation elastic stitch	Joining stitch for undergarments, terry cloth, leather, bulky fabrics where overlapping the seams.
	10	0	7-9	Mock hand quilting stitch	The look of hand quilting by using monofilament needle thread and increase needle thread tension.
	11	3	2-4	Elastic blindhem stitch	Sewing blindhems on woven and stretch fabrics.
	12	5B	2-4	Standard buttonhole	Basic buttonhole.

Quilt stitches

Stitch	No	Presser foot	Thread tension	Name	Description
	13	2A	3-5	Pin stitch	Decorative edge.
	14	2A	3-5	Quilt stitch	Quilting stitch using monofilament needle thread and increase needle thread tension.
	15	2A	3-5	Antique quilt stitch	Decorative quilting stitch.
	16	2A	3-5	Wave quilt stitch	Quilting or decorative.
	17	2A	2-4	Antique quilt stitch	Decorative quilting stitch.
	18	2A	3-5	Crazy patch stitch	Crazy patch quilting or decorative stitch.

Decorative stitches

Stitch	No	Presser foot	Thread tension	Name	Description
	19	2A	2-4	Z-zigzag stitch	Appliqué, couching, eyelets.
	20	2A	2-4	Satin stitch	Decorative stitch.
	21	2A	2-4	Art stitch	Decorative stitch.
	22	2A	2-4	Scallop edge stitch	Decorative edge or trim.
	23	2A	2-4	Antique embroidery stitch	Decorative stitch with the look of hand embroidery.
	24	2A	2-4	Cross stitch	Decorative cross stitch.
	25	2A	3-5	Art stitch	Decorative stitch.
	26	2A	3-5	Heart stitch	Decorative stitch.
	27	2A	3-5	Leaves stitch	Decorative stitch.