

























View this machine and more at:

<https://www.thesewingstudio.co.uk>

Stitch overview

Utility stitches

● = Engage IDT™ system

Stitch	3.0	Name	Description
	00	Straight stitch	For seaming and topstitching. Select from 29 different needle positions.
	01	Stretch triple straight stitch	Reinforced seam. Topstitching.
	02	Zigzag stitch	Reinforce seams, clean finish, stretch sewing, lace insertion.
	03	Z-zigzag stitch	Appliqué, couching, eyelets.
	04	Stretch triple zigzag stitch	Elastic stitch for decorative hems or topstitching.
	05	Three-step zigzag stitch	Sewing elastic, darning, patching.
	06	Honeycomb stitch	Decorative stitch for stretch fabrics and hems. Also used with elastic thread in the bobbin.
	07	Bridging stitch	Joining fabrics and quilt batting, decorative stitch for quilting, hemstitching.
	08	Foundation elastic stitch	Joining stitch for undergarments, terry cloth, leather, bulky fabrics where overlapping the seams.
	09	Crosshem stitch	Elastic decorative hem for stretch fabrics.
	10	Blindhem stitch	Sewing blindhems on woven fabrics.
	11	Elastic blindhem stitch	Sewing blindhems on stretch fabrics.
	12	Stretch tricot stitch	Sewing seams on stretch fabrics.
	13	Closed overlock	Seam and overcast stretch fabrics in one step.
	14	Standard overcast	Seam and overcast stretch fabrics in one step with reinforced edge.
	15	Closed overlock	Seam and overcast stretch fabrics in one step.
	16	Standard buttonhole	Basic buttonhole for blouses, shirts and jackets. Also for pillowcases.
	17	Rounded buttonhole	Buttonhole for garments.
	18	Eyelet buttonhole	Tailors buttonhole for jackets and trousers.
	19	Stretch buttonhole	Buttonhole for stretch fabrics.
	20	Button sewing	Sew on buttons or tacking.
	21	Programmable darning stitch	Darning holes or damaged fabric.

Quilt stitches

● = Engage IDT™ system

Stitch																	
3.0	22*	23	24	25	26	27	28	29	30	31	32	33	34	35	36	37	38
Stitch																	
3.0	39	40	41	42	43	44	45	46	47	48	49	50	51	52	53	54	55

* Stitch 22 (21 on 2.0) is sewn with monofilament needle thread and increased thread tension to create a handlook effect.

Needle art stitches

● = Engage IDT™ system

Stitch											
3.0	56	57	58	59**	60**	61**	62	63	64	65	66

** Stitches 59, 60 and 61 (48, 49 and 50 on model 2.0) are meant to be sewn with a wing needle for a special effect.

Satin stitches

Stitch													
3.0	67	68	69	70	71	72	73	74	75	76	77	78	79

Decorative stitches

Stitch																
3.0	80	81	82	83	84	85	86	87	88	89	90	91	92	93	94	95

Stitch				
3.0	96	97	98	99

Note: Place stabilizer under your fabric for best results when sewing decorative stitches.